

TEMPORARY NOTICE:

If you receive a data tables warning at any time throughout this process, click OK.

This warning will not prohibit you from continuing.

armonddaltonresources.com says

DataTables warning: table id=bookTable - Ajax error. For more information about this error, please see <http://datatables.net/tn/7>

OK

Purchase the *Accounting Data Analytics* eBook

All customers will receive several emails at the time of purchase of an eBook from our online store. We suggest that previous to finalizing your purchase you add adpub@armonddalton.com to your safe senders list. If you have already made your purchase you may need to search in your junk & spam folder for some or all of the three emails you should have received at that time.

The three emails are:

- **Your user/sign-in information.** You will need this to access your profile at the online store each time you want to view your purchased eBook.
- **Order confirmation email.** A receipt and confirmation of your purchase.
- **Code & eMaterial information.** A special code generates and sends at the time of purchase. This is the code you will need to verify at the Armond Dalton Resource site for access to student homework files.

If you are unable to locate any of these emails, contact us at adpub@armonddalton.com with your order number and what email you are missing.


If you already purchased your eBook directly from our website you can skip to page E-3

If you purchase Accounting Data Analytics through your local university/college bookstore they will give you an access card with a scratch-to-reveal coupon code. You will still need to go to the online book store to “purchase” the eBook. The access code on your card is a coupon code that will make the “purchase” zero dollars.



Go To:

<https://armonddalton.directfrompublisher.com/catalog/book/accounting-data-analytics-all-modules> and place the book into your cart.



Accounting Data Analytics (All Modules)
978-0-912503-77-6
By: Dawna Drum

Publication date: 2022
ISBN: 978-0-912503-77-6

Online eBooks are not printable or refundable.
Printable pages necessary for homework are provided on the Armond Dalton Resources website. No part of the eBook is printable.

eBOOK PURCHASES: YOU WILL RECEIVE AN EMAIL WITH AN ACCESS CODE AND INSTRUCTIONS. IF YOU CAN NOT FIND THIS EMAIL CHECK YOUR SPAM/JUNK FOLDER.

View Edit Manage Chapters

(NEW ONLY)

BOOK TYPE

☒ Online eBook, \$68.00

Add to cart

*Online eBooks are not refundable once purchased.



Go To the Cart.


- ▶ Gently scratch to reveal that code on your card. If you have any issues with reading your code send an email with a picture of the entire code sticker to adpub@armonddalton.com.
- ▶ Enter the code into the **COUPON CODE** box, click the Apply to order button.

Shopping cart

(UPS does not ship to a PO Box, you must enter a street address)

Please note: Your package delivery may be delayed due to the increasing magnitude of package pick-ups and deliveries that UPS is experiencing during the COVID 19 pandemic.

eBook PURCHASE: YOU WILL RECEIVE AN EMAIL WITH AN ACCESS/BOOK CODE AND INSTRUCTIONS.
IF YOU CAN NOT FIND THIS EMAIL CHECK YOUR SPAM/JUNK FOLDER.

Remove	Products	Qty	Total
<button>Remove</button>	 Accounting Data Analytics (All Modules) Book type: Online eBook	<input type="text" value="1"/>	\$68.00
			Subtotal: \$68.00

Continue shopping Update cart Checkout

Coupon discounts

COUPON CODE

Apply to order

This will bring the total due to zero.

- ▶ Proceed through the checkout process.

Register on the Armond Dalton Resources Website

To register on the Armond Dalton Resources website (www.armonddaltonresources.com), complete the following steps:



Click Login.

Click Create an Account.

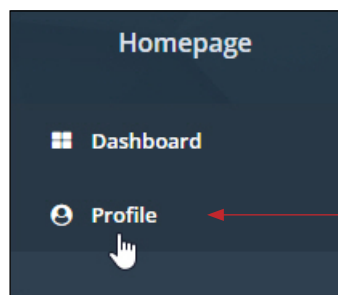
Note: If you cannot see the "CREATE AN ACCOUNT" button, your screen is zoomed in too much. Zoom out on the screen and you will see the button. You can press **Ctrl** and **"-"** together to zoom out as well as zooming out in your settings.

Register using your *school* email address.

Click Register.

Check to agree to the terms and policies.

After your registration is complete, the Dashboard window will appear.



Click on Profile in the upper left corner of the window.

A screenshot of a 'Student Profile' form. It has a title bar with a chevron icon and the text 'Student Profile'. Below the title bar are four input fields: 'Email' with the placeholder 'youremail@yourcollege.edu', 'Name' with the placeholder 'Your First Name Your Last Name', 'Phone' with the placeholder 'Your Telephone Number', and 'Address' with the placeholder 'Your Address'. At the bottom right is a green button labeled 'UPDATE' with a document icon.

Complete your registration information.

Click Update.

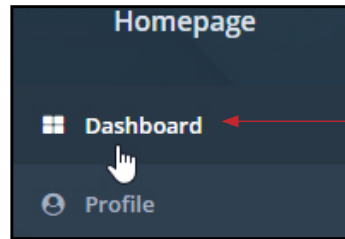

Colleges are listed alphabetically by proper name. If you attend University of Alaska, you would search Alaska, Univ of. If you have selected the correct college and you do not see your instructor listed, please email adpub@armonddalton.com with your college and professor.

If you have more than one professor using the Armond Dalton Resources website, you are able to add another professor. Your professors will be listed under professors on the profile page.

A screenshot of an 'Add Professor' form. It has a title bar with a chevron icon and the text 'Add Professor'. Below the title bar are two dropdown menus: 'University' with the placeholder 'Your College or University' and 'Professor' with the placeholder 'Choose the Professor'. At the bottom right is a green button labeled '+ ADD PROFESSOR'.

Use the drop-down to choose your college and professor.

Click Add Professor.



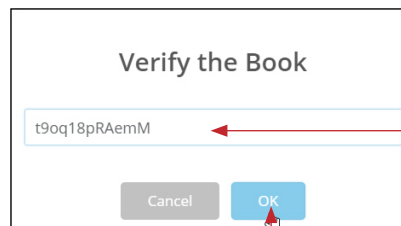
Type **"Accounting"** into the search box. Locate the **Accounting Data Analytics** title.

Books

SHOW 100 ROWS CSV EXCEL Search: Accounting

Title	Verification Status	Data Set	Software Link
Accounting Data Analytics, 1st edition	Available		Click to go VERIFY
Excel-Based Decisions in Managerial Accounting, 1st edition	Available		Click to go VERIFY
Excel-Based Decisions in Managerial Accounting, 2nd Edition	Available		Click to go VERIFY

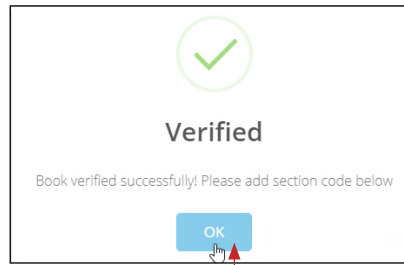
**Click
Verify**



Type the One-Time Use Code from the E-book confirmation email into the Verify the Book box. See page E-3 if you cannot locate this email.

Click OK.

After entering a valid code, you will receive a message that your verification was successful.



Click OK.

If the homework pages do not appear in the Accounting Data Analytics row of the Books table, refresh your browser (F5 or Ctrl+R), open the Book list again and they should appear.

Books				
SHOW 100 ROWS		CSV	EXCEL	Search: Accounting
Title	Verification Status	Data Set	Software Link	Action
Accounting Data Analytics, 1st edition	Verified	ADA Student Homework Files_10-26-22.zip	Chicago	