

E-Materials

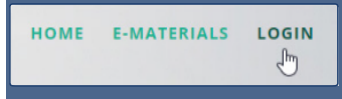
Registration and Data File Download

Register on the Armond Dalton Resources Website	E - 1
Download the data files	E - 4

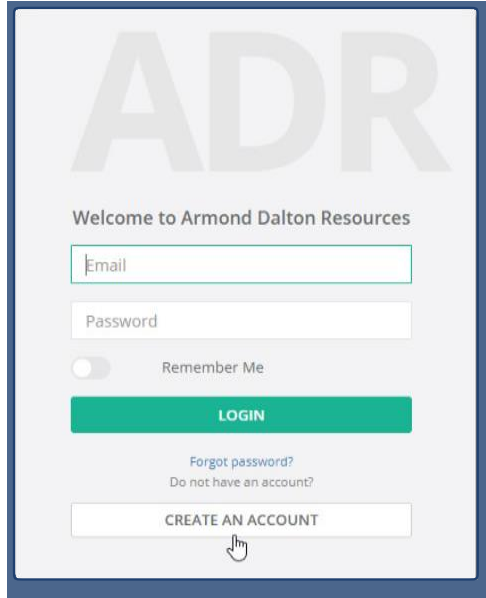
Register on the Armond Dalton Resources Website

To register on the Armond Dalton Resources website (www.armonddaltonresources.com), complete the following steps:

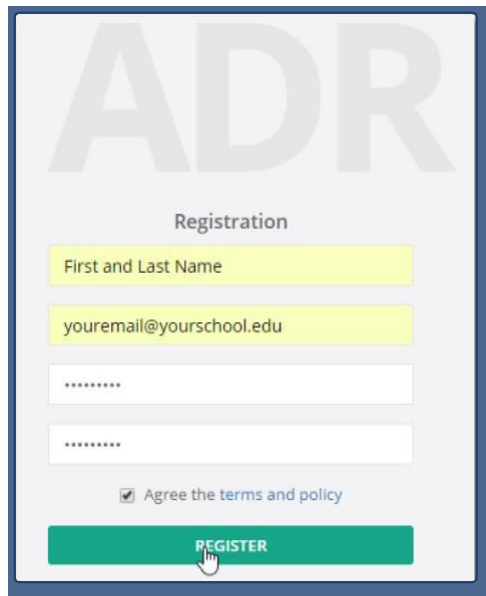
- *Click Login.*



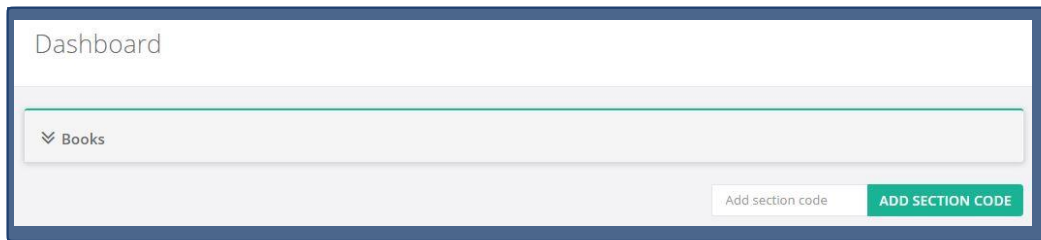
- *Click Create an Account.*

A screenshot of the Armond Dalton Resources (ADR) login page. The page features the ADR logo at the top. Below the logo, it says 'Welcome to Armond Dalton Resources'. There are two input fields: 'Email' and 'Password'. Below the password field is a 'Remember Me' checkbox. A green 'LOGIN' button is positioned below the checkbox. Underneath the login button are two links: 'Forgot password?' and 'Do not have an account?'. At the bottom of the form is a white 'CREATE AN ACCOUNT' button with a mouse cursor over it.

- *Register using your school email address.*

A screenshot of the Armond Dalton Resources (ADR) registration page. The page features the ADR logo at the top. Below the logo, it says 'Registration'. There are four input fields: 'First and Last Name', 'Email' (with the example 'youremail@yourschool.edu'), and two password fields (both with asterisks). Below the password fields is a checkbox labeled 'Agree the terms and policy'. At the bottom of the form is a green 'REGISTER' button with a mouse cursor over it.

After your registration is complete, the Dashboard window will appear.



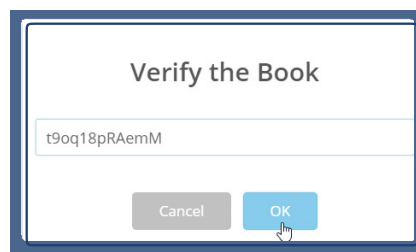
- *Click the down arrow on the left side of the Books box.*

A screenshot of a table titled "Books". The table has columns for Title, Verification Status, Data Set, Software Link, and Action. The "Verification Status" column contains orange buttons labeled "Available". The "Action" column contains green buttons labeled "VERIFY". The table lists several book titles, including "Excel-Based Decisions in Managerial Accounting, 1st edition".

Title	Verification Status	Data Set	Software Link	Action
Comprehensive Audit Case, 13th edition	Available			VERIFY
Data Analytics for Auditing using ACL, 4th edition	Available			VERIFY
Excel-Based Decisions in Managerial Accounting, 1st edition	Available			VERIFY
Gatsby Manufacturing, Inc., 1st edition	Available			VERIFY
Integrated Audit Practice Case, 7th edition	Available			VERIFY
Microsoft Dynamics GP 2016, 8th edition	Available			VERIFY
Quickbooks 2018, 5th edition	Available			VERIFY
Sage 50 Accounting 2017, 5th edition	Available			VERIFY

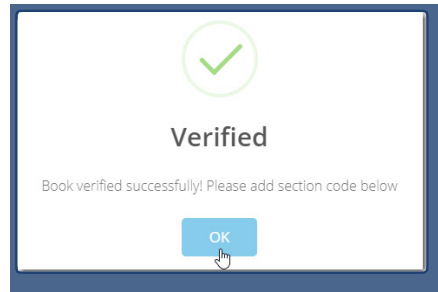
- *Locate the Excel-Based Decisions in Managerial Accounting, 1st edition title in the Books table. Click Verify under the Action column.*
- *Type the One-Time Use Code from the front of your book or your eBook email into the Verify the Book box.*

The license code will not be visible until you scratch off the silver coating in the middle of the sticker. Note: Simply use a coin and gently scratch off the silver coating to reveal the code; **DO NOT TRY TO REMOVE THE STICKER**. If you did not receive the eBook email with your access code, look in your spam/junk folder for an email from adpub@armonddalton.com



- *Click OK.*

After entering a valid code, you will receive a message that your verification was successful.



Data Files

Data files are provided on the Armond Dalton Resources website. Once you are registered on the Armond Dalton Resources website the data files will be located in the Books table under the Data Set column for the Excel-Based Decisions in Managerial Accounting title. If you do not see the data files in the Books table, refresh your browser (F5 or Ctrl+R) and they should appear.